


TECHNICAL PRODUCT INFORMATION

TATE

DIGITAL WALL MOUNTED BASIN/BATH MIXER

FEATURES & BENEFITS

- Suitable for mains pressure only (up to 500kPa)
- Memory setting: Three programmable settings for temperature only*
- Safe cleaning mode: Disabling the unit for 45 seconds
- Eco stop: The control unit switches off after 30 minutes by default
- Anti-scald: Slow temperature increase after 40°C
- Available in chrome & PVD finishes
- Suitable for left or right-handed installation
- 5 year warranty



Chrome | FD-TBFC



Brushed Gold
FD-TBFBG



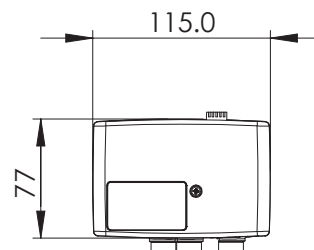
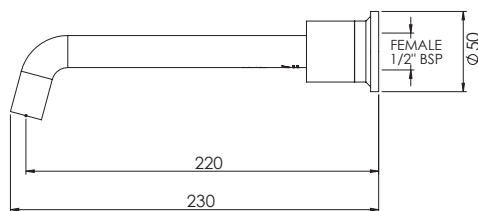
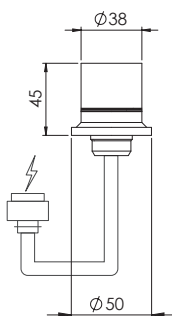
Matte Black
FD-TBFMB



Brushed Nickel
FD-TBFBN



Brushed Gunmetal
FD-TBFGM



*Digital Flow Control Unit | TP0425

Flow adjustment can be controlled by purchasing the additional unit.



WHEN INSTALLED
AS BASIN/SINK MIXER